

TMX W361

SAW Bandpass Filter – PCS1900 Rx – RF
Specification (Rev 2)

▣ Features.....	P01
▣ Package Drawing & Pin out.....	P01
▣ Technical Characteristics	P02
▣ Matching Network.....	P02
▣ Nominal Response.....	P03
▣ Maximum Ratings.....	P04
▣ Marking & Packaging	P04

TMX W361

SAW Bandpass Filter – PCS1900 Rx – RF

Specification (Rev 2)

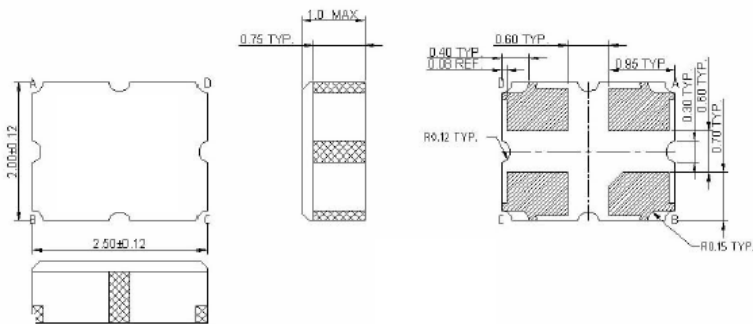
August 18th, 2006

Features

- ❑ Rx Filter for PCS1900
- ❑ 1960 MHz Center Frequency
- ❑ 60 MHz useable Passband
- ❑ 50 W Single Input / 50 W Single Output
- ❑ Ceramic Package for Surface Mounted Technology

Package Drawing & Pin out

The product is in conformance with the European RoHs Regulation 2002/95.



Pin Configuration

Input	B
Output	D
Case ground	A, C

TMX W361

SAW Bandpass Filter – PCS1900 Rx – RF

Specification (Rev 2)

August 18th, 2006

Technical Characteristics

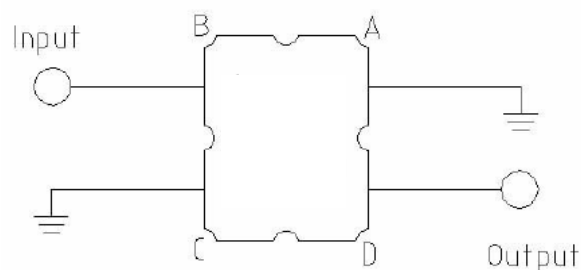
Reference Temperature : +25°C

Electrical Parameters	Unit	Minimum	Typical ⁽¹⁾	Maximum
Source Impedance (single ended)	Ω	-	50 ⁽²⁾	-
Load Impedance (single ended)	Ω	-	50 ⁽²⁾	-
Center Frequency f_0	MHz	-	1960	-
Bandwidth at -3 dB	MHz	60	-	-
Absolute attenuation				
DC to 1850 MHz	dB	17	25	-
1850 MHz to 1910 MHz	dB	5.5	13	-
2010 MHz to 2070 MHz	dB	4	8	-
2070 MHz to 2500 MHz	dB	20	29	-
2500 MHz to 4000 MHz	dB	23	30	-
Insertion Loss within 1930 MHz ~ 1990 MHz	dB	-	2.7	3.5
Input VSWR within 1930 MHz ~ 1990 MHz		-	1.7	2.6
Ripple within 1930 MHz ~ 1990 MHz	dB	-	1.2	2.2

Notes :

- (1) Typical values are nominal performances at room temperature.
- (2) No external matching network is required.

Matching Network



TMX W361

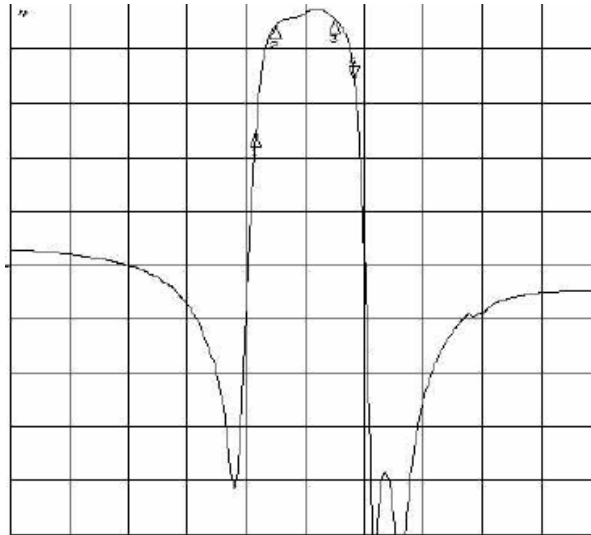
SAW Bandpass Filter – PCS1900 Rx – RF

Specification (Rev 2)

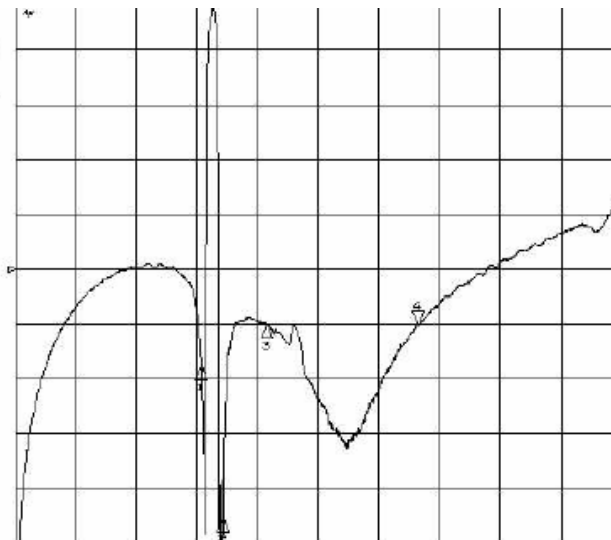
August 18th, 2006

Nominal Frequency Response (Measurements)

Frequency Response



Frequency Response



TMX W361

SAW Bandpass Filter – PCS1900 Rx – RF

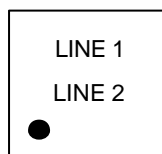
Specification (Rev 2)

August 18th, 2006

Maximum Ratings

Operating Temperature Range	°C	[-40°C ; +85°C]
Storage Temperature Range	°C	[-40°C ; +85°C]
DC Voltage	V	0
Input Power Level	dBm	10

Marking



Line 1: “P C” with P for the code product identification and C for the partner identifier

Line 2: “Y W” with Y for the last digit of the year and W for the week code (A to Z for the week 1 to 26 and a to z for the week 27 to 52).

Packaging

1. Temex label
2. ESD Prevention label
3. Pb free label (if applicable)

