



TMX W341

SAW BPassband Filter - REMOTE CONTROL - RF
Preliminary Specification (Rev-1)

- Technical overviewP01
- Matching Network for 50Ω / 50Ω ConfigurationP01
- Typical Response (Measurement)P02
- Package DrawingP02

TMX W341

SAW Passband Filter - REMOTE CONTROL - RF

Preliminary Specification (Rev 1)

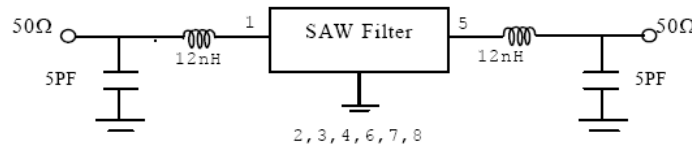
May 10th, 2005

Electrical Parameters	Unit	Minimum	Typical ⁽¹⁾	Maximum
Source Impedance (single ended)	Ω	-	50 ⁽²⁾	-
Load Impedance (single ended)	Ω	-	50 ⁽²⁾	-
Center Frequency f_0	MHz	-	869.6	-
Absolute Attenuation				
10 to 700 MHz	dB	55	60	-
700 MHz to 843 MHz	dB	40	45	-
843 MHz to 865.2 MHz	dB	28	31	-
865.2 MHz to 867 MHz	dB	15	22	-
871.7 MHz to 872.5 MHz	dB	10	15	-
872.5 MHz to 880 MHz	dB	11	16	-
880 MHz to 910 MHz	dB	15	20	-
910 MHz to 1000 MHz	dB	45	50	-
Minimum Insertion Loss within 869.2 MHz ~ 870.18 MHz	dB	-	3.0	4.7
Pass band (relative to IL_{min})				
869.2 MHz ~ 870.18 MHz	dB	-	1.0	3.0
869.12 MHz ~ 870.26 MHz	dB	-	1.5	6.0
Pass bandwidth (relative to IL_{min}) at 3 dB	MHz	-	1.85	-
Package type & size				
Length x Width	mm ²	-	5.0 x 5.0	-
Height	mm	-	1.5	1.7
Pin Out				
Input	1	Output	5	
Case Ground	4, 8	To Be Grounded	2, 3, 6, 7	

Notes :

- (1) Typical values are nominal performances at room temperature
- (2) External matching circuit is required

50 Ω / 50 Ω CONFIGURATION



Maximum Ratings

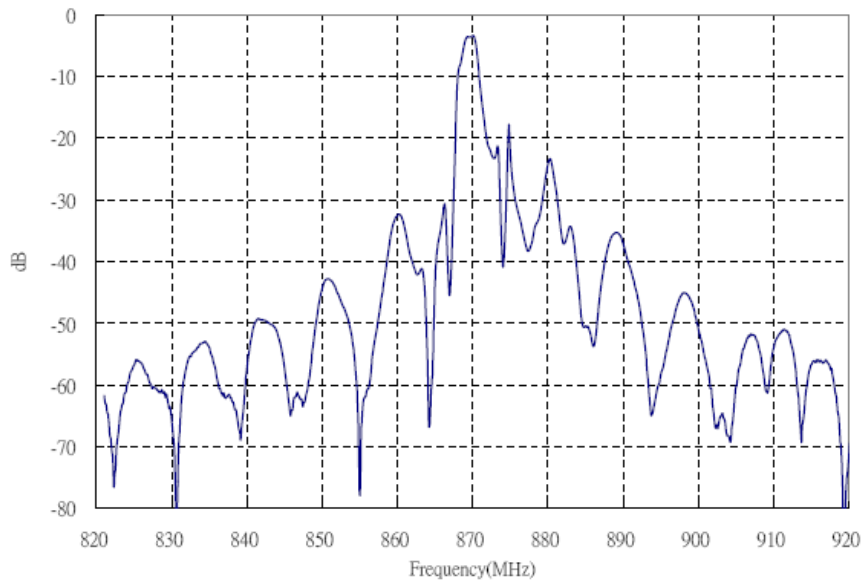
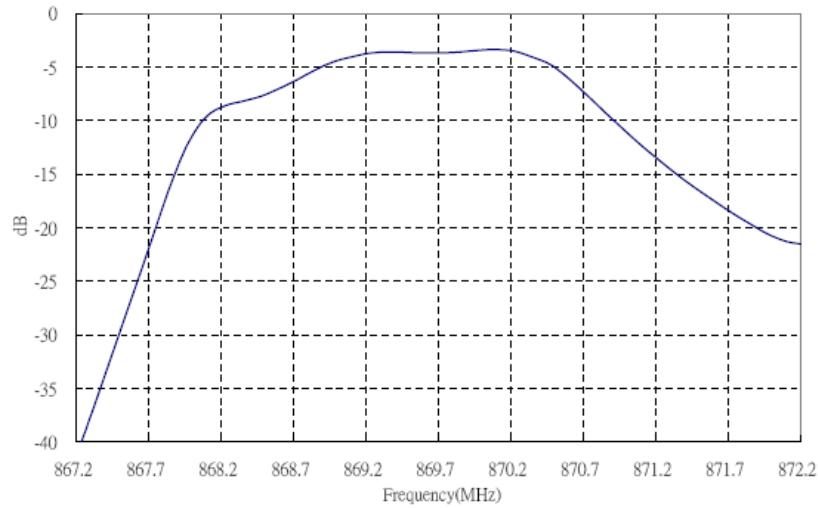
Rating	Unit	Value
Operating Temperature Range	-45 to +90	$^{\circ}\text{C}$
Storage Temperature Range	-45 to +90	$^{\circ}\text{C}$
DC permissive Voltage	0	V
Maximum RF Power	0	dBm

TMX W341

SAW Passband Filter - REMOTE CONTROL - RF
 Preliminary Specification (Rev 1)

May 10th, 2005

TYPICAL S21 RESPONSE



PACKAGE DRAWING

