

TMX W312

SAW Bandpass Filter – GPS – RF
Specification (Rev 4)

▣ Features.....	P01
▣ Package Drawing & Pin out.....	P01
▣ Technical Characteristics	P02
▣ Matching Network.....	P02
▣ Nominal Response.....	P03
▣ Maximum Ratings.....	P04
▣ Marking & Packaging	P04

TMX W312

SAW Bandpass Filter – GPS – RF

Specification (Rev 4)

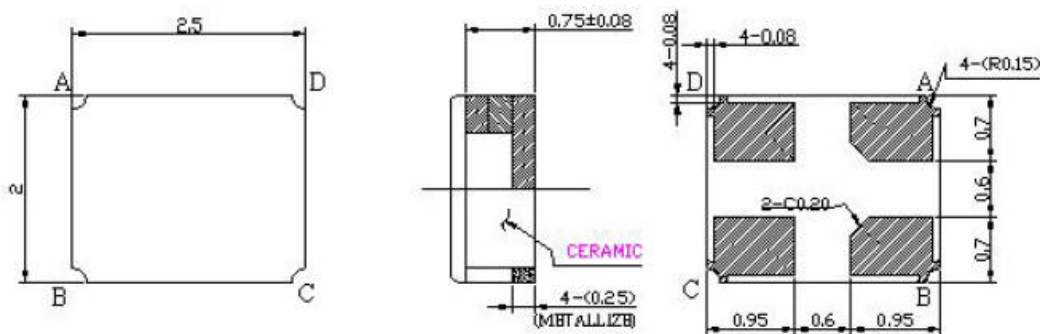
September 25th, 2005

Features

- ❑ GPS Filter
- ❑ 1575,42 MHz Center Frequency
- ❑ 2,4 MHz useable Passband
- ❑ 50 W Single Configuration
- ❑ Ceramic Package for Surface Mounted Technology

Package Drawing & Pin out

The product is in conformance with the European RoHs Regulation 2002/95.



Pin Configuration	
Input	B
Output	D
Case ground	A, C

TMX W312

SAW Bandpass Filter – GPS – RF

Specification (Rev 4)

September 25th, 2005

Technical Characteristics

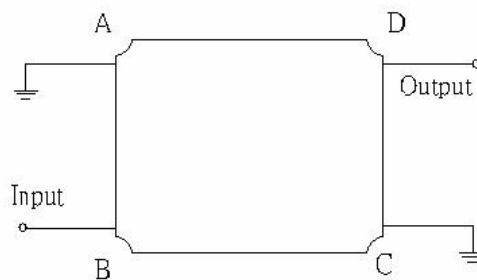
Reference Temperature : +25°C

Electrical Parameters	Unit	Minimum	Typical ⁽¹⁾	Maximum
Source Impedance (single ended)	Ω	-	50 ⁽²⁾	-
Load Impedance (single ended)	Ω	-	50 ⁽²⁾	-
Center Frequency fo	MHz	-	1575.42	-
Bandwidth at -3 dB	MHz	2.4	-	-
Absolute attenuation				
DC to 1400 MHz	dB	35	37	-
1400 MHz to 1475 MHz	dB	30	34	-
1475 MHz to 1525 MHz	dB	25	37	-
1625 MHz to 1640 MHz	dB	30	45	-
1640 MHz to 2000 MHz	dB	32	34	-
2000 MHz to 3000 MHz	dB	32	34	-
Insertion Loss within 1574.22 MHz ~ 1576.62 MHz	dB	-	1.5	2.2
VSWR within 1574.22 MHz ~ 1576.62 MHz		-	1.2	2.0
Ripple within 1574.22 MHz ~ 1576.62 MHz	dB	-	0.1	1.0

Notes :

- (1) Typical values are nominal performances at room temperature.
- (2) No external matching network is required.
- (3) The amplitude variation is defined as the maximum level – minimum level over the given bandwidth.

Matching Network



TMX W312

SAW Bandpass Filter – GPS – RF

Specification (Rev 4)

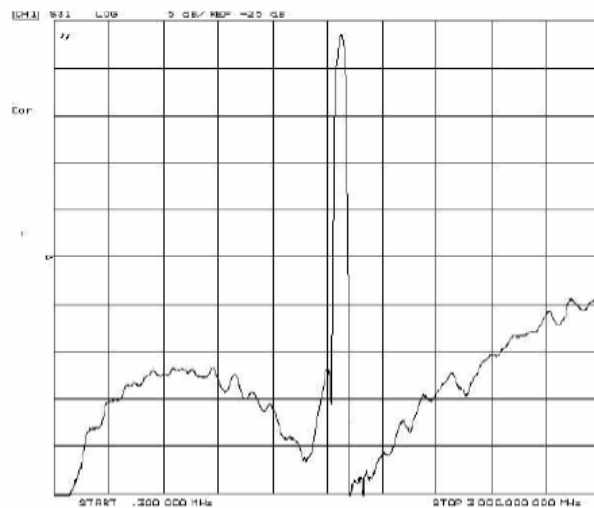
September 25th, 2005

Nominal Frequency Response (Measurements)

Frequency Response



Frequency Response



TMX W312

SAW Bandpass Filter – GPS – RF

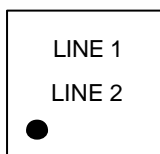
Specification (Rev 4)

September 25th, 2005

Maximum Ratings

Operating Temperature Range	°C	[-40°C ; +85°C]
Storage Temperature Range	°C	[-40°C ; +85°C]
DC voltage between any two pins	V	5
Input Power Level	dBm	10

Marking



Line 1: "P C" with P for the code product identification and C for the partner identifier

Line 2: "Y W" with Y for the last digit of the year and W for the week code (A to Z for the week 1 to 26 and a to z for the week 27 to 52).

Packaging

1. Temex label
2. ESD Prevention label
3. Pb free label (if applicable)

