

SAW Filters



TEMEXPRESS

TMX HT03

RF SAW Filter for Remote Control
Specification (Rev 1)

▣ Features	P01
▣ Package drawing & Pin out	P01
▣ Marking	P01
▣ Technical characteristics	P02
▣ Measurement circuit	P02
▣ Frequency characteristics	P03
▣ Maximum ratings	P04
▣ Recommended reflow soldering profile	P04
▣ Tape Specifications	P05
▣ Reel Specifications	P05
▣ Reliability tests.....	P06

TMX HT03

RF SAW Filter for Remote Control

Specification (Rev 1)

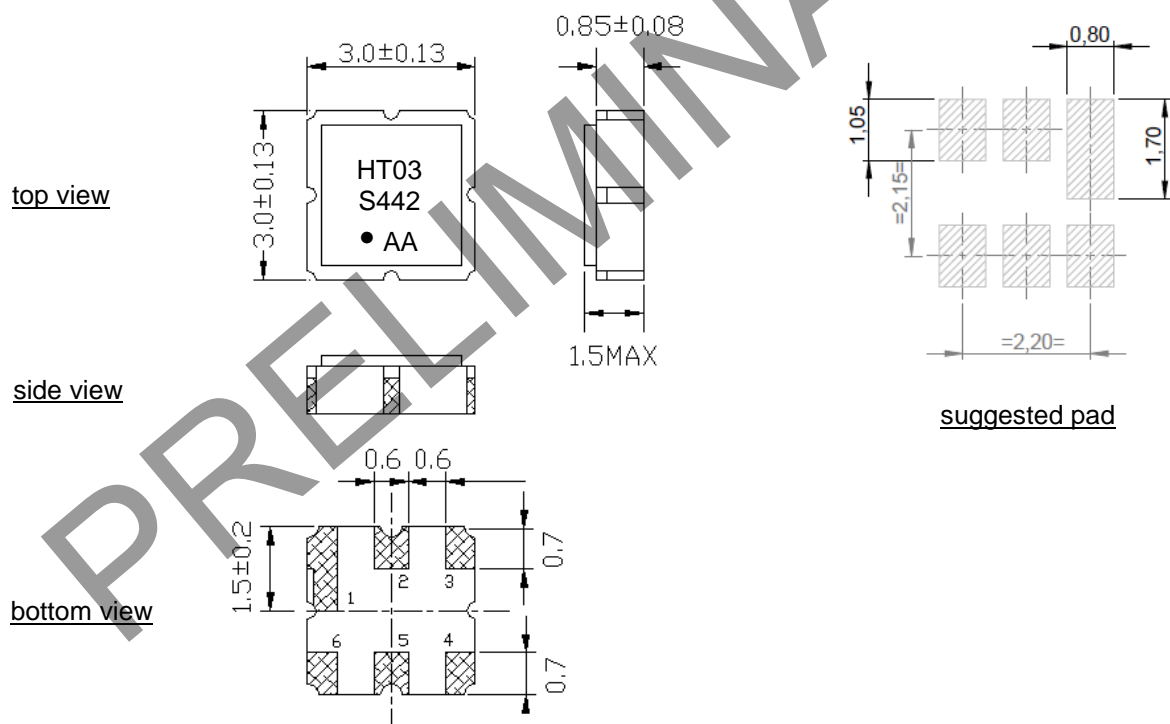
October 15th, 2014

Features

- ❑ Low Loss RF Filter (typically 2.0dB) within PassBand Width 434MHz to 454MHz
- ❑ 444.0 MHz Center Frequency
- ❑ Ceramic package for Surface Mounted Technology
- ❑ Single Ended Operation at 50Ω without matching
- ❑ Lead-free and RoHS compliance

Package drawing & Pin out

The product is in conformance with the European RoHS Recast Directive (100/65/EU).



unit : mm

Pin configuration	
2	Input
5	Output
1,3,4,6	Ground

Marking		
Line 1	HT03	Temexpress designation
Line 2	S442	S is production Code / 4 is Year 2014 & 42 is Week 42
Line 3	AA	AA" is internal production batch code, it corresponds to the wafer

Marking is made by Laser

TMX HT03

RF SAW Filter for Remote Control

Specification (Rev 1)

October 15th, 2014

Technical characteristics

Reference Temperature: +25°C

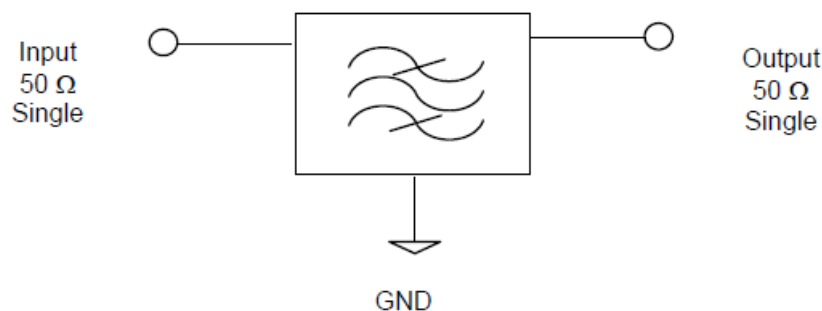
Electrical Parameters	Unit	Minimum	Typical ⁽¹⁾	Maximum
Center Frequency fo	MHz	-	444.0	-
PassBand Width	MHz	-	434 ~ 454	-
Insertion Loss in 434MHz – 454MHz	dB	-	2.0	3.0
Amplitude Ripple in 434MHz – 454MHz	dB	-	0.5	1.0
Absolute Attenuation				
10.00 ~ 360.00 MHz	dB	50	55	-
360.00 ~ 413.00 MHz	dB	47	53	-
500.00 ~ 600.00 MHz	dB	47	55	-
600.00 ~ 1000.00 MHz	dB	45	50	-
Source Impedance (Single ended)	Ohms	-	50 ⁽²⁾	-
Load Impedance (Single ended)	Ohms	-	50 ⁽²⁾	-
Package type & size				
Length x Width	mm		3.0 x 3.0	
Height	mm		1.3	1.5
Pin Out				
Input	2	Output	5	
Case Ground	1, 3, 4, 6	To be grounded	1, 3, 4, 6	

Note :

- (1) Typical values are nominal performances at room temperature
- (2) No external matching is required

Measurement circuit

50 Ω / 50 Ω Configuration



TMX HT03

RF SAW Filter for Remote Control

Specification (Rev 1)

October 15th, 2014

Frequency characteristics

TYPICAL S21 RESPONSE



TMX HT03

RF SAW Filter for Remote Control

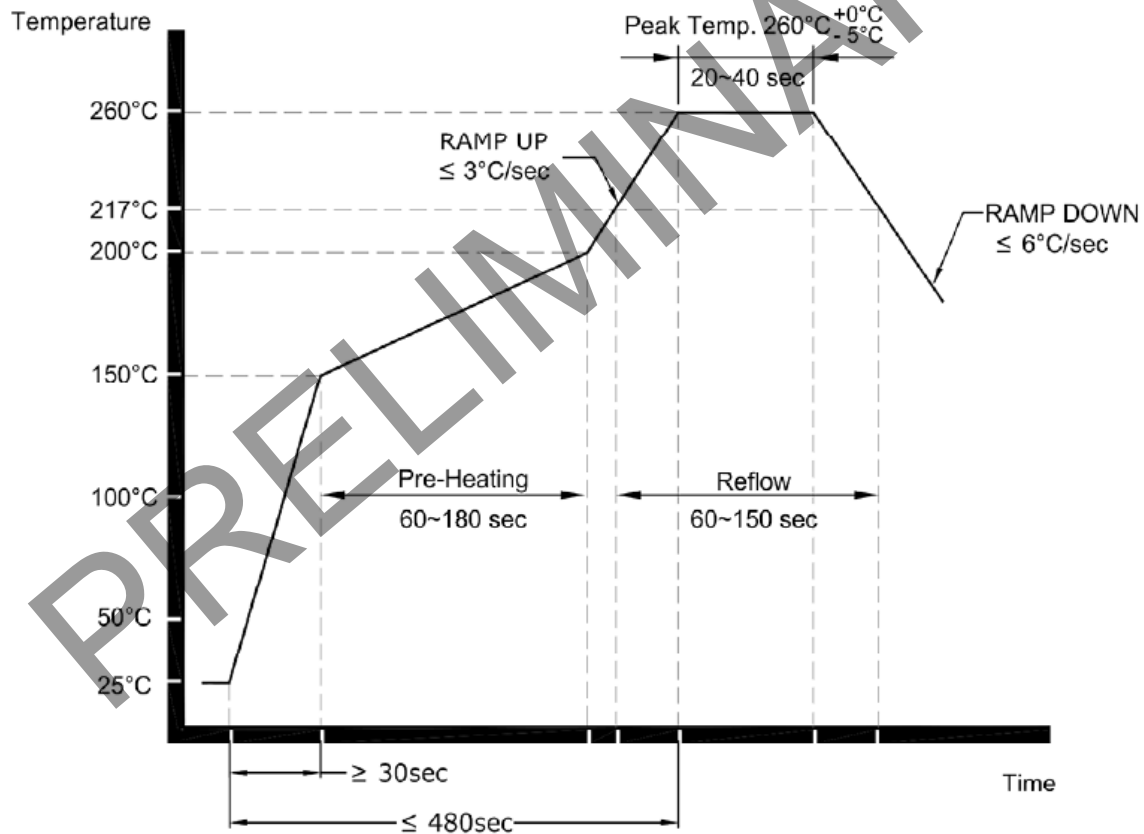
Specification (Rev 1)

October 15th, 2014

Maximum ratings

Storage Temperature Range	°C	[-40°C ; +85°C]
Operating Temperature	°C	[-40°C ; +85°C]
DC Voltage	V	0V
RF Power (in Band Width)	dBm	15

Recommended reflow soldering profile



Referred to JEDEC J-STD-020C.

The components shall remain within the electrical specifications after it soldered on the 1mm thickness PCB board and dipped in the solder at 260 ± 5 degC during 10 ± 1 seconds.

The components shall remain within the electrical specifications after it soldered by electric iron, solder at 350 ± 10 degC during 3~4 seconds. Recovery time: $2h \pm 0.5h$.

Ultrasonic cleaning may cause deterioration and destruction of the component. Please avoid ultrasonic cleaning.

Only leads of component may be soldered. Please avoid soldering another part of component.

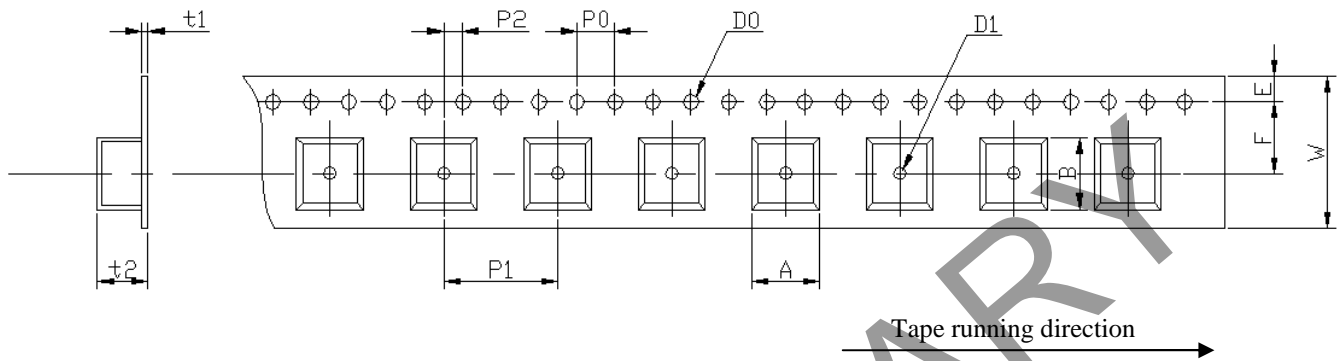
TMX HT03

RF SAW Filter for Remote Control

Specification (Rev 1)

October 15th, 2014

Tape Specifications

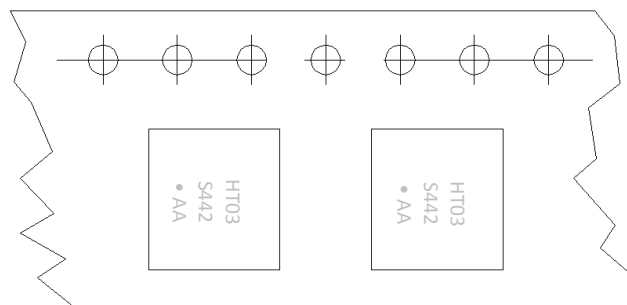
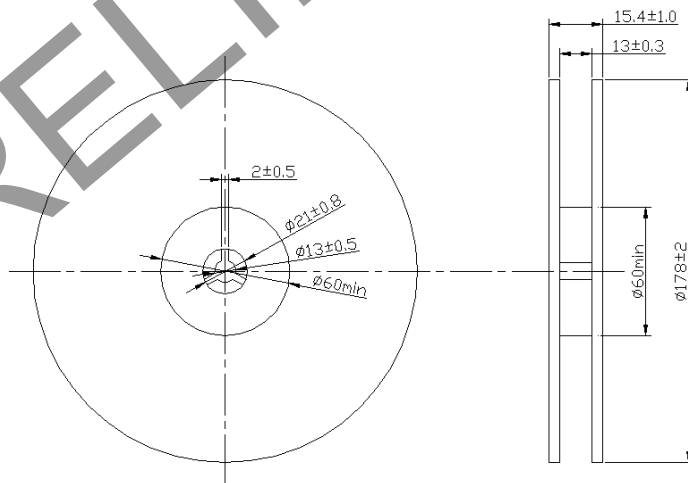


W	F	E	P0	P1	P2	D0	D1	t1	t2	A	B
12 ±0.3	5.5 ±0.3	1.75 ±0.1	4.0 ±0.2	4.0 ±0.1	2.0 ±0.2	∅1.5 ±0.1	∅1.5 ±0.25	0.31 max	1.7 max	3.3 max	3.3 max

unit : mm

Reel Specifications

TMX HT03 is packaged in T&R by 3Kpcs/reel



Tape running direction

TMX HT03

RF SAW Filter for Remote Control

Specification (Rev 1)

October 14th, 2014

Reliability Tests

1. **Thermal Shock:**

The components shall remain within the electrical specifications after being kept at the condition of heat cycle conditions: TA=-40°C ±3°C, TB=85°C ±2°C, t1=t2=30min, switch time ≤3min & cycle time: 100 times, recovery time: 2h±0.5h.

2. **The Temperature Storage:**

High Temperature Storage: The components shall remain within the electrical specifications after being kept at the 85°C ±2°C for 500 hours, recovery time: 2h ±0.5h.

Low Temperature Storage: The components shall remain within the electrical specifications after being kept at the -40°C ±3°C for 500 hours, recovery time: 2h ±0.5h.

3. **Humidity test:**

The components shall remain within the electrical specifications after being kept at the condition of ambient temperature 60°C ±2°C, and 90~95% RH for 500 hours.

4. **Drop test:**

The components shall remain within the electrical specifications after random free drops 10 times from height of 1.0 meter onto concrete floor, and the specimens shall meet the electrical specifications.

5. **Vibration Fatigue:**

The components shall remain within the electrical specifications after loaded vibration at 10~55Hz, amplitude 1.5mm, X, Y, Z, direction, during 2 hours.

6. **Mechanical Shock:**

The components shall remain within the electrical specifications after 1000 shocks, acceleration 392 m/s², duration 6ms.

Note: As a result of the particularity of inner structure of SAW products, the components can easily be breakdown by electrostatic shock; so it's mandatory to pay attention to ESD protect during the tests.